

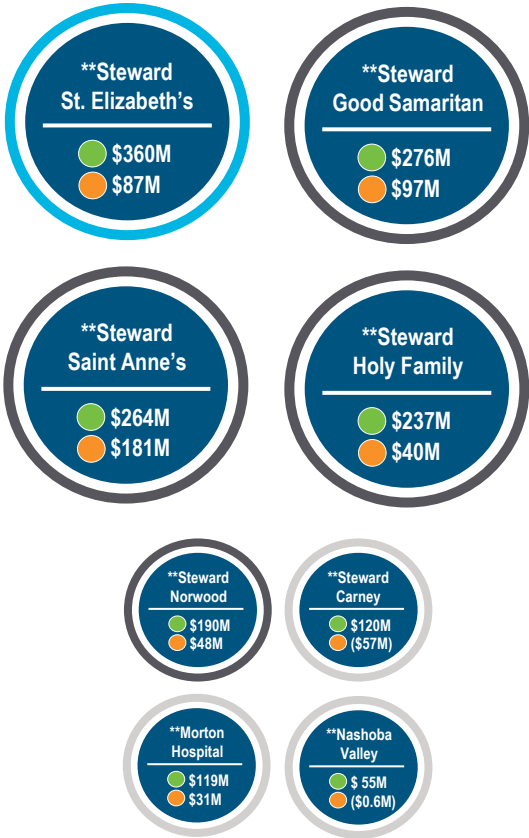
Fiscal Year 2017:

# Steward Health Care System

No data^  
Operating Revenue

No data^  
Net Assets

AH Acute Hospitals



NH Non-Acute Hospitals

No data ^

PO Physician Organizations

No data ^

HP Health Plans

See Technical Appendix for details

No data ^

OP Other Health Care Providers

No data ^

OO Other Organizations

See Technical Appendix for details

No data ^

At a Glance

Steward Health Care System, LLC is an integrated organization that provides health care services throughout Massachusetts. Steward Health Care System did not submit audited financial statements and therefore their system level data is excluded from this report.

8  
Acute Hospitals

1  
Chronic Care Hospital

No data ^  
Employees  
(Approximately)

No data^  
Total Profit/Loss

No data^  
Total Margin

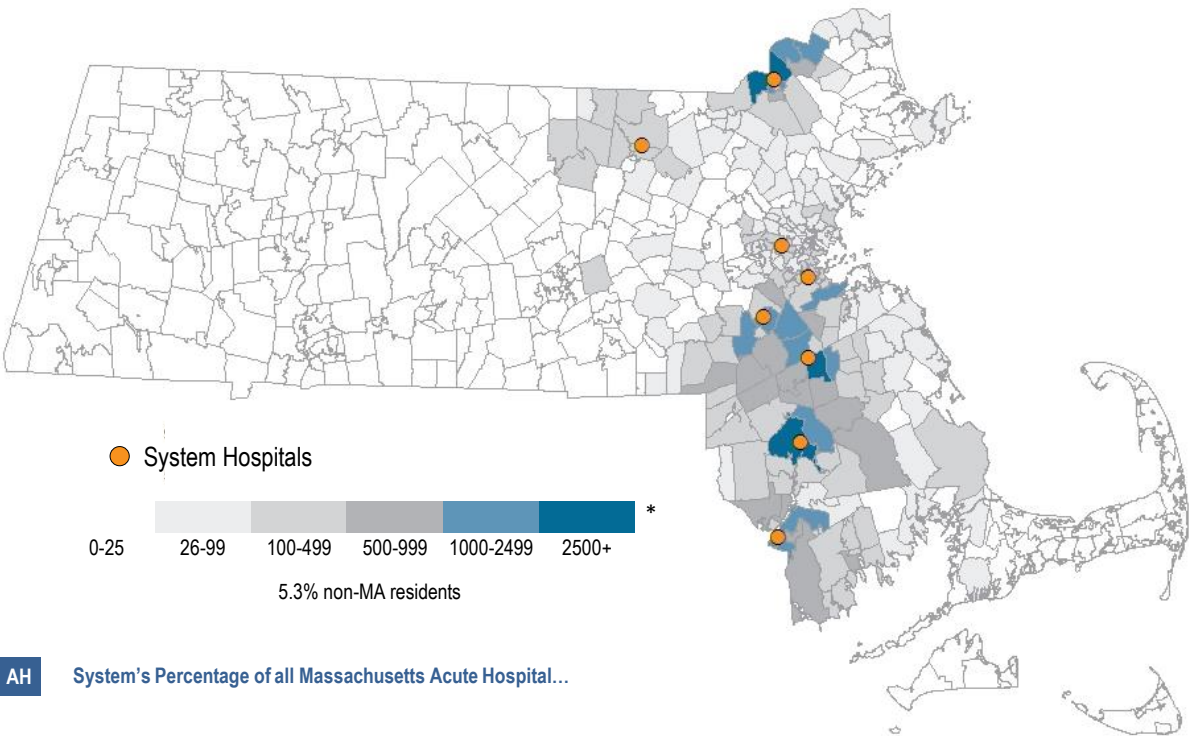
^ The Steward Health Care System did not submit audited financials.

\*\* amount indicated are from CHIA's hospital financial filings. Percentages are calculated as a sum of the hospital and are not representative of the system as a whole.

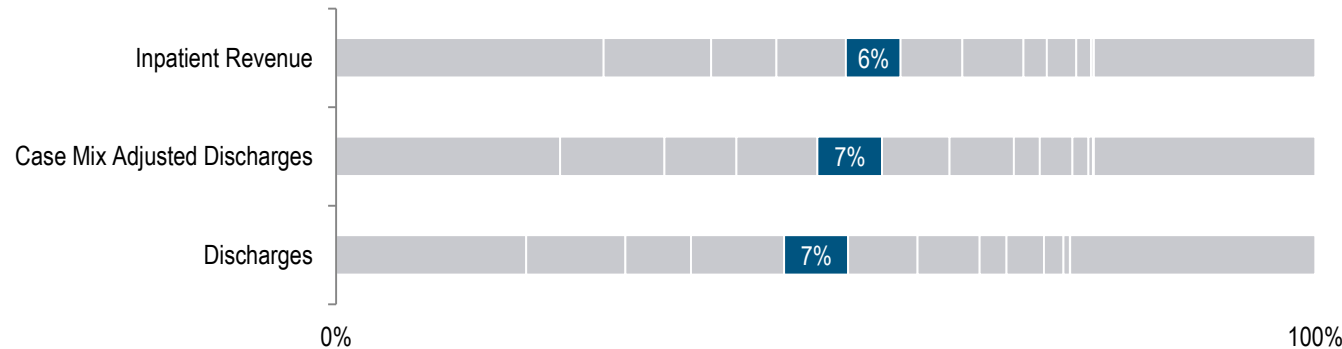
% of System's Operating Revenue: < 10% 10-20% > 20%

Operating Revenue Net Assets

Acute Hospital Discharges per Zip Code



System's Percentage of all Massachusetts Acute Hospital...



	Entity	**Profit (Loss) in Millions	**Total Margin
AH	Morton Hospital	(\$3.4)	-2.9%
AH	Nashoba Valley Medical Center	(\$3.6)	-6.6%
AH	Steward Carney Hospital	(\$24.0)	-20.0%
AH	Steward Good Samaritan Medical Center	\$25.8	9.3%
AH	Steward Holy Family Hospital	\$8.0	3.4%
AH	Steward Norwood Hospital	\$9.6	5.1%
AH	Steward Saint Anne's Hospital	\$33.2	12.6%
AH	Steward St. Elizabeth's Medical Center	\$18.0	5.0%
NH	New England Sinai Hospital	No data^	No data^
PO	Steward Medical Group	No data^	No data^

\*Origin(s) of patients served by system hospitals

\*\* amount indicated are from standardized financial statements

^ The Steward Health Care Parent System did not submit 2017 Financial data